



 United Technologies  
turn to the experts 

# CARRIER RESIDENTIAL AND LIGHT COMMERCIAL PRODUCTS

# 2014

**\*Preliminary data**



**WEATHERMAKERS**  
TO THE **WORLD**



**Built on Willis Carrier's invention of modern air-conditioning in 1902, Carrier is the world leader in heating, air-conditioning and refrigeration solutions. Carrier constantly builds upon its history of proven innovation with new products and services that improve global comfort and efficiency.**



### **The Invention That Changed the World**

In 1902, Willis Carrier solved one of mankind's most elusive challenges by controlling the indoor environment through modern air-conditioning. His invention enabled countless industries, promoting global productivity, health and personal comfort.

Today, Carrier innovations are found across the globe and in virtually every facet of daily life. Carrier creates comfortable and productive environments, regardless of the climate, safeguards the global food supply by preserving the quality and freshness of food and beverages, ensures health and well-being by enabling the proper transport and delivery of vital medical supplies under exacting conditions and provides solutions, services and education to lead the green building movement. These mark just a handful of the ways that Carrier works to make the world a better place to live, work and play.



# Meeting customer needs

Carrier delivers global solutions across a broad range of applications in heating, air-conditioning, refrigeration and beyond.





## Home Comfort

Millions of people trust Carrier's leadership and expertise in delivering efficient solutions for their home heating and cooling needs.



## Building Solutions

Setting the standard for performance, energy efficiency and sustainability, Carrier offers solutions in air-conditioning, building controls and energy services for the building lifecycle.



## Transport Refrigeration

Carrier transport refrigeration equipment, cold chain monitoring solutions and replacement components ensure the safe, reliable transport of food and beverages, medical supplies and other perishable cargo to people and businesses around the world.



## Commercial Refrigeration

Serving the beverage, food service and food retail industries, Carrier's refrigeration solutions are built on next-generation technologies to preserve freshness, ensure safety and enhance appearances of global food and beverage retail.

# Natural Leadership

From the very beginning, Carrier has been a natural leader. Not simply for the fact that Carrier creates an entirely new and innovative products, but because Carrier sets the standard in environmental responsibility. Since 1994, Carrier has led the industry in the phase-out of ozone-depleting refrigerants while introducing many of the world's most energy-efficient heating, air-conditioning and refrigeration systems.

Preservation of the environment and protecting our world's finite natural resources is a central tenet of Carrier's business as it recognizes the vital importance of maintaining a responsible balance between the comfort we create today and the world we live in tomorrow.



## COMMITMENT

Green products start at a green company. At Carrier, environmental stewardship is a core value that is reflected daily in its products, services and operations, and in the culture of the whole enterprise.

Carrier's comprehensive environment, health and safety program has been in effect for more than 20 years. That is why Carrier has been able to achieve milestones like reducing its greenhouse gas emissions by 35 percent and water usage by 27 percent on an absolute basis from 2006 to 2011. Never resting on its accomplishments, Carrier has three factories certified by the U.S. Green Building Council® under the LEED® rating system.

## LEADERSHIP

From the very beginning, Carrier has been a natural leader. With the invention of modern air-conditioning, Carrier set the standard for the industry it created.

Willis Carrier was a sustainability leader. Utilizing precise cooling processes, his invention enabled countless industries to avoid waste and preserve resources for future generations. Today, preservation of the environment and protecting the finite natural resources remains a central tenet of Carrier's business.



## INNOVATION

Carrier products turn energy into useful work. Carrier invests research and creates products that consume fewer resources and produce fewer emissions.

Carrier, nearly in every category, offers industry-leading, energy-efficient options for the customers. Carrier continues to invest in research and development, applying the newest technological innovations to create ever more sustainable solutions.

## IMPROVE

Through innovations in design and manufacturing, Carrier improves the production processes, the products and services and, ultimately, helps to improve the everyday life of people.

The word “improve” represents Carrier’s belief in continuous improvement of products and services in order to improve people’s lives with the minimum possible environmental impact.

# THE WORLD'S LARGEST PROVIDER OF BUILDING TECHNOLOGIES



## United Technologies

Building & Industrial Systems

Carrier is a unit of UTC Building & Industrial Systems which is the world's largest provider of building technologies. Its elevator, escalator, fire safety, security, building automation, heating, ventilation, air-conditioning and refrigeration systems and services promote integrated, high performance buildings that are safer, smarter and sustainable. UTC Building & Industrial Systems is a unit of United Technologies Corp.

United Technologies (UTC) is a diversified company that provides a broad range of high-technology products and services to the global aerospace and building systems industries. Except from UTC Building & Industrial Systems, owns Sikorsky aircraft and the new UTC Propulsion & Aerospace Systems, which includes Pratt & Whitney aircraft engines and UTC Aerospace Systems aerospace products.

The company also operates a central research organization that pursues technologies for improving the performance, energy efficiency and cost of UTC products and processes.



# Prestigious Installations



The White House, Washington DC



The Sistine Chapel, Italy



Munich International Airport, Germany



Teatro Real Madrid, Spain



British Museum London, UK



Kremlin Palace Moscow, Russia



The Great Library of Alexandria, Egypt



Sydney Opera House Sydney, Australia



Museo Bellas Artes, Argentina



# The New Energy Label

Since 1995, the label has helped consumers to make an informed choice when purchasing an appliance. In 2003, the success of the labeling scheme led the European Union to introduce two new classes for refrigerating appliances, A+ and A++. These new categories were placed on top of the A class to respond to a market-led demand for environmental-friendly products and to incentivize suppliers to develop even more efficient products in this category.

Revision of the label was necessary to ensure continued transparency and clarity of information for consumers. The label has been a driver of technological progress in appliances. Advances in product design now means that the energy label must be updated to remain informative and relevant. It will also continue to stimulate innovative efficiency gains.

The European Union has approved new labels to indicate energy efficiency beyond A. The new framework Directive entered into force on 19 June 2010. It introduces a new energy label layout which has nonetheless kept its uniform and simple design characteristics across the different product categories.

## The basic elements of the new label are:

- The initial A to G classification scale
- Colours from dark green (high energy efficiency) to red (low energy efficiency)
- Size of the label

## Additional elements have been introduced:

- Depending on the product group up, to three additional classes (A+, A++, A+++) are added to the previous A-G classification scale. But the seven-class structure of the old labeling system will be preserved: the introduction of new classes above A will be accompanied by the removal of existing bottom classes, from G upward.
- The new label is language-neutral: this is achieved by replacing text with pictograms which inform consumers about the characteristics and performance of the given product.
- Each single product will be supplied with the full new label. The current practice in some countries to provide the basic label and the data strip separately will not be necessary any more.
- Where energy-related or price information is disclosed, any advertisement for a specific model will bear a reference to the energy efficiency class of the product.



This catalogue  
is dedicated  
to residential G light  
commercial products  
offered by Carrier.  
All products  
are following  
the New European  
Eco Design  
Directive

# New European Eco Design Directive

The objective of the new European Eco Design Directive is the integration of environmental aspects into product design with the aim of improving the environmental performance of the product throughout its whole life cycle. Energy efficiency values, together with the sound levels of the units, will be reflected in the new Energy label to allow end-customers to do better and environmentally sensible choice.

Apart from the user's behavior, there are two complementary ways of reducing the energy consumed by products: the labeling to raise the awareness of consumers and the energy efficiency requirements imposed to products on the design phase.

## Stage 1: From 1 January 2013

Air-conditioners, shall correspond to minimum energy efficiency requirements.

### REQUIREMENTS FOR MINIMUM ENERGY EFFICIENCY

	SEER	SCOP (Aver. heating saeson)
If GWP of refrigerant > 150	3,6	3,24
If GWP of refrigerant ≤ 150	3,4	3,06

The requirements on sound power shall relate to the standard rating conditions are listed below:

### REQUIREMENTS FOR MAXIMUM SOUND POWER LEVEL

Rated capacity ≤ 6kW		6 < Rated capacity ≤ 12kW	
Indoor sound power level in db (A)	Outdoor sound power level in db (A)	Indoor sound power level in db (A)	Outdoor sound power level in db (A)
30	65	65	70

## Stage 2: From 1 January 2014

Air-conditioners, shall correspond to minimum energy efficiency requirements.

### REQUIREMENTS FOR MINIMUM ENERGY EFFICIENCY

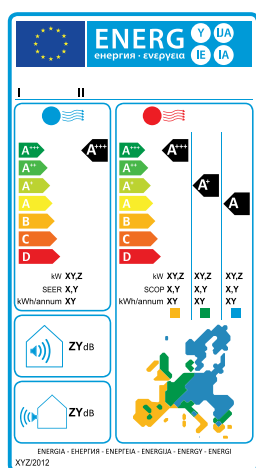
	Air-conditioners, except double and single duct air-conditioners		Double duct air-conditioners		Single duct air-conditioners	
	SEER	SCOP (Aver. heating saeson)	EER rated	COP rated	EER rated	COP rated
If GWP of refrigerant > 150 for 6kW	4,6	3,8	2,6	2,6	2,6	2,04
If GWP of refrigerant ≤ 150 for 6kW	4,14	3,42	2,34	2,34	2,34	1,84
If GWP of refrigerant > 150 for 6-12kW	4,3	3,8	2,6	2,6	2,6	2,04
If GWP of refrigerant ≤ 150 for 6-12kW	3,87	3,42	2,34	2,34	2,34	1,84

# New Energy labeling for air-conditioners

Under the new labeling the energy efficiency of air-conditioning systems will be calculated based on seasonal performance.

Climate zones for calculating Heating (SCOP), for Heating mode a comprehensive temperature profile for the whole of Europe could not be created, for this reason the EU is divided into three climate zones, this ensures the energy efficiency calculation applies the actual regional ambient temperatures.

- Warmer – annual temperature of Athens
- Average – annual temperature of Strasbourg
- Colder – annual temperature of Helsinki



ENERGY EFFICIENCY CLASS	SEER	SCOP
A+++	SEER ≥ 8,50	SEER ≥ 5,10
A++	6,10 ≤ SEER < 8,50	4,60 ≤ SEER < 5,10
A+	5,60 ≤ SEER < 6,10	4,00 ≤ SEER < 4,60
A	5,10 ≤ SEER < 5,60	3,40 ≤ SEER < 4,00
B	4,60 ≤ SEER < 5,10	3,10 ≤ SEER < 3,40
C	4,10 ≤ SEER < 4,60	2,80 ≤ SEER < 3,10
D	3,60 ≤ SEER < 4,10	2,50 ≤ SEER < 2,80

WARMER (ATHENS)				AVERAGE (STRASBOURG)				COLDER (HELSINKI)			
Temperatures Conditions				Temperatures Conditions				Temperatures Conditions			
Partial Load	Outdoors		Indoors	Partial Load	Outdoors		Indoors	Partial Load	Outdoors		Indoors
	DB	WB	DB		DB	WB	DB		DB	WB	DB
-	-	-	20°C	88%	-2°C	-2°C	20°C	61%	-7°C	-8°C	20°C
100%	2°C	1°C	20°C	54%	2°C	1°C	20°C	37%	2°C	1°C	20°C
64%	7°C	6°C	20°C	35%	7°C	6°C	20°C	24%	7°C	6°C	20°C
29%	12°C	11°C	20°C	15%	12°C	11°C	20°C	11%	12°C	11°C	20°C

Climate zones for calculating Cooling (SEER), only ONE climate zone for calculating Cooling efficiencies. The climate data for Strasbourg is the single reference point for the whole of Europe.

SEER			
Temperatures Conditions			
Partial Load	Outdoors		Indoors
	DB	DB	WB
21%	20°C	27°C	19°C
47%	25°C	27°C	19°C
74%	30°C	27°C	19°C
100%	35°C	27°C	19°C

# INDEX

## RESIDENTIAL

Dehumidifier T3/DG	16
Portable PC	18
Inverter Hi-Wall XPower GOLD 42UQV/38UYV	20
Inverter Hi-Wall i-PLUS 42HVS/38YVS	22

## MULTI SPLIT SYSTEMS

Inverter Multi Systems 38VNM	26
------------------------------	----

## LIGHT COMMERCIAL

Inverter Concole 42FTV/38VN	32
Inverter 4-Way Cassette 42TSV/38VN	34
Inverter Ducted 42SMV/38NV	36
Inverter Free Standing 42FSV/38VN	38
Encased Indoor Fan Coils FX4CS Series/38EYX	40

## VRF SYSTEMS

XPower	44
Indoor Units	45
Outdoor Units	46
Controls	48
Accessories	49



Home  
heating  
and cooling  
expertise



RESIDENTIAL



## Dehumidifier | T3/DG

### FEATURES

Select the ideal humidity levels for your room.

Auto-defrost function that allows the unit to prevent the evaporator from freezing and maintain dehumidifying effect under low temperature environment.

In cases of unexpected power shuts off, the unit will restart the operation automatically with the previous function settings.

When water tank is full, the water level switch will turn off the unit immediately.

For easy carrying Series T3 has ergonomical big handle and series DG has wheels.

Electronic control.



T3



DG

## TECHNICAL SPECIFICATIONS

MODEL		CDT-105E3	CDT-165E3	CDG-205E	CDG-255E	CDG-305E
Moisture removal	L / day	10	16	20	25	30
Power input	W	220	410	263	324	605
Energy factor (EEV)	L / kWh	1,89	1,63	3,17	3,22	2,07
Application area	m <sup>2</sup>	16 - 31	29 - 44	37 - 52	47 - 62	58 - 73
Starting current	A	6,48	10,5	5,5	5,5	9,5
Control type		ELECTRONIC CONTROL	ELECTRONIC CONTROL	ELECTRONIC CONTROL	ELECTRONIC CONTROL	ELECTRONIC CONTROL
Refrigerant type		R134A	R134A	R134A	R134A	R410A
Design pressure	MPa	1,7/0,7	1,7/0,7	1,7/0,7	1,7/0,7	4,2/1,5
Water tank volume	L	1,4	3,5	4,7	4,7	4,7
Air flow	m <sup>3</sup> / h	120	130	210	220	220
Sound pressure level	dB(A)	43	45	47	50	50
Rh range manual	%	35 - 80	35 - 80	35 - 85	35 - 85	35 - 85
Ambient temp	°C	5 - 35	5 - 35	5 - 35	5 - 35	5 - 35
Dimension (WxDxH)	mm	335x280x435	386x320x495	400x254x562	400x254x562	400x254x562
Weight	Kg	11,5	15	16	16,5	16,5
Power supply	V-Ph-Hz	220/240-1-50	220/240-1-50	220/240-1-50	220/240-1-50	220/240-1-50

Note:

WxDxH = Width x Depth x Height



## Portable | PC

### FEATURES

Carrier offers an alternative air-conditioning solution for houses and small offices with limited space availability.

A single solution for cooling and heating.

Suitable for room sizes of approximate 13-29 m<sup>2</sup>.

Slim and fashionable design.

Comfortable regulation by remote control with follow me function.

Ideal air distribution by adjustable air outlet grid.

Castors and side-carry handles makes it easy to move.

No need for water bucket due to automatically recycle condensate of evaporator.

Intelligent on-off technology enables the unit to automatically enter energy-saving mode when on standby mode.



UNIT

REMOTE CONTROL



## TECHNICAL SPECIFICATIONS

MODEL		PC-09HPPD	PC-12HPPD
<b>Cooling</b>			
Capacity	kW	2,6	3,5
Power input	W	1010	1350
Current draw	A	4,4	5,9
EER	W/W	2,6	2,6
Energy efficiency class		A	A
<b>Heating</b>			
Capacity	kW	2,1	2,9
Power input	W	820	1130
Current draw	A	3,6	5,0
COP	W/W	2,5	2,6
Energy efficiency class		A	A+
Rated current	A	6,1	8,0
Starting current	A	17	21
Compressor type		ROTARY	ROTARY
Fan motor speed (H/M/L)	r/min	780/690/650	780/690/650
Air flow (H)	m <sup>3</sup> /h	370	370
Sound pressure level (H/M/L)	dB(A)	52/49/46	52/48/45
Power consumption (standby mode)	W	0,5	0,5
Refrigerant type		R410A	R410A
Operation temp (room temp.)	°C	17-35/5-30	17-35/5-30
Application area	m <sup>2</sup>	13-22	18-29
Dimension (WxDxH)	mm	467x397x765	467x397x765
Net weight	kg	30,5	34,0
Power supply	V-Ph-Hz	220/240-1-50	220/240-1-50

Note:

H/M/L = High/Medium/Low speed

WxDxH = Width x Depth x Height



## Inverter Hi-Wall XPower GOLD | 42UQV/38UYV

### FEATURES

More stylish with soft white illumination symbol on the unit to indicate your current active mode.

Maximum energy savings thanks to accurate digital power control and super- efficient compressor.

Ultimate comfort by quickly generating and evenly maintaining the desired room temperature.

Superior reliability and quieter operation, due to the advanced DC Inverter compressor.

Eco mode for silent and mild operation with energy savings up to 20% compared to standards settings.

11 steps of louvers for better control of the airflow. The horizontal louver provides wider airflow for more comfort throughout your home. The auto- swing mode sets the airflow to the best position for evenly air distribution around the room.

Daily timer to set the exact time when you want your air-conditioner to start and stop operating.

The Eco Sleep timer provides a very convenient automatic stop operation and fan control which is programmable for 1,3,5 or 9 hours. Meanwhile, the unit will create the best comfort levels while you sleep. The temperature will increase by one degree after one hour and another one degree after two hours. The temperature will remain at this level until morning.

Auto Diagnosis system that indicates any problem and enables fast and effective repair.



XPOWER GOLD  
INVERTER



### UNITS

### REMOTE CONTROL



# TECHNICAL SPECIFICATIONS

Model IDU		42UQV025M2	42UQV035M2	42UQV050M	42UQV060M
Model CDU		38UYV025M2	38UYV035M2	38UYV050M	38UYV060M
<b>Cooling</b>					
Capacity	kW	2,45(1,08-2,94)	3,23(1,08-3,53)	5,00(1,10-6,00)	6,00(1,20-6,70)
Power consumption	kW	0,76(0,27-1,03)	1,18(0,28-1,47)	1,51(0,19-2,13)	1,99(0,20-2,65)
EER		3,22(3,93-2,86)	2,74(3,86-2,40)	3,31(5,79-2,82)	3,02(6,00-2,53)
SEER		5,1	4,8	6,8	6,3
Sound pressure level (IDU)	dB(A)	40/37/34/31/27	41/38/35/32/28	44/41/38/35/32	47/44/41/38/35
Sound pressure level (CDU)	dB(A)	48	48	49	53
<b>Heating</b>					
Capacity	kW	3,14(0,98-3,43)	3,53(0,98-3,92)	5,80(0,80-6,30)	7,00(1,00-7,50)
Power consumption	kW	0,82(0,21-1,18)	0,93(0,22-1,37)	1,60(0,15-1,75)	2,18(0,19-2,35)
COP		3,83(4,67-2,91)	3,80(4,45-2,86)	3,63(5,52-3,60)	3,21(5,26-3,19)
SCOP (Average)		3,6	3,4	3,9	3,8
Sound pressure level (IDU)	dB(A)	41/38/36/33/31	41/38/35/32/29	44/41/39/35/32	47/44/42/38/35
Sound pressure level (CDU)	dB(A)	50	50	50	52
IDU dimensions (HxWxD)	mm	275x790x235	275x790x235	320x1050x238	320x1050x238
IDU weight	kgr	10	10	13	13
CDU dimensions (HxWxD)	mm	530x660x240	530x660x240	550x780x290	550x780x290
CDU weight	kgr	27	28	39	41
Refrigerant type		R410A	R410A	R410A	R410A
Flare connections (Liquid side - Gas side)	inch	1/4 - 3/8	1/4 - 3/8	1/4 - 1/2	1/4 - 1/2
Max. pipe length	m	10	10	20	20
Max. pipe height difference	m	8	8	10	10
Power supply	V-Ph-Hz	220/240V-1-50 220-1-60	220/240V-1-50 220-1-60	220/240V-1-50 220-1-60	220/240V-1-50 220-1-60

Note:

Cooling Capacities are based on 27°C (DB) / 19°C (WB) indoor air temperature and 35°C (DB) / 24°C (WB) outdoor air temperature.

Heating Capacities are based on 20°C (DB) / 15°C (WB) indoor air temperature and 7°C (DB) / 6°C (WB) outdoor air temperature.

WxDxH = Width x Depth x Height



**Inverter Hi-Wall i-PLUS | 42HVS/38YVS**

**FEATURES**

I-PLUS is the optimum air-conditioning solution for places which require elegant appearance and ultimate comfort combined with efficient, quiet operation, optimum air distribution, and efficient Indoor Air Quality (IAQ).

Modern and attractive aesthetic with compact dimensions and light weight that fits any interior design.

Smart air flow supply for optimal air distribution.

Turbo function to maximize the output capacity in order to reach the desired temperature quickly.

Programmable timer for energy savings.

Auto restart in cases of power failure that allows the unit to operate again according to the previous operation settings.

Smart self – diagnostic function and refrigerant leak detection that allows easy and fast maintenance.

Washable filters and easy removal by just opening the front panel of the unit.

Independent dehumidification mode.

Auto mode which changes the operation mode and capacity output automatically according to temperature difference between room and set temperature.

Sleep mode for energy savings, quiet and comfortable operation during night. The unit changes the set temperature automatically to maintain the most comfortable temperature during night.

Follow me function and ionizer (optional).

Low - ambient kit.

iPLUS



9.000 - 12.000 - 24.000 btu



18.000 btu

UNITS

REMOTE CONTROL



# TECHNICAL SPECIFICATIONS

Model IDU		42HVS09A	42HVS12A	42HVS18A	42HVS24A
Model CDU		38YVS09A	38YVS12A	38YVS18A	38YVS24A
<b>Cooling</b>					
Capacity	kW	2,7 (1,0~3,1)	3,3 (1,1~3,5)	5,3 (1,4~5,6)	6,6 (1,7~6,8)
SEER	W/W	6,1	6,1	7,1	5,8
Energy efficiency class		A++	A++	A++	A+
Power input	W	820	1080	1600	2180
Current draw	A	4,3	4,9	7,6	8,2
<b>Heating</b>					
Capacity	kW	2,9 (0,9~3,4)	3,7 (1,0~4,1)	5,4 (1,3~5,7)	7 (1,6~7,6)
SCOP (Average)	W/W	4,0	4,0	4,0	4,0
Energy efficiency class (Average)		A+	A+	A+	A+
Power input	W	780	1010	1500	2000
Current draw	A	4,1	4,7	6,9	9,2
Max. current	A	9,0	10,5	13,0	16,0
Moisture removal	L/h	1,8	1,2	1,8	2,6
<b>Indoor unit</b>					
Sound power level (H)	dB(A)	51	54	57	62
Operation range (Cooling / Heating)	°C	17~32/0~30	17~32/0~30	17~32/0~30	17~32/0~30
Dimension (WxDxH)	mm	705x207x250	790x212x265	920x231x292	1080x257x330
Net weight	Kg	6,7	7,7	10,4	13,7
<b>Outdoor unit</b>					
Sound power level (H)	dB(A)	62	62	67	68
Operation range (Cooling / Heating)	°C	-15~50/-15~30	-15~50/-15~30	-15~50/-15~30	-15~50/-15~30
Dimension (WxDxH)	mm	780x250x540	780x250x540	810x310x558	845x320x700
Net weight	Kg	27,8	27,7	35,8	47,0
Refrigerant type		R410A	R410A	R410A	R410A
Flare connections (Liquid side - Gas side)	inch	1/4 - 3/8	1/4 - 3/8	1/4 - 1/2	3/8 - 5/8
Max. pipe length	m	20	20	28	28
Max. pipe height difference	m	10	10	15	15
Power supply	V-Ph-Hz	220/240-1-50	220/240-1-50	220/240-1-50	220/240-1-50

Note:

Cooling Capacities are based on 27°C (DB) / 19°C (WB) indoor air temperature and 35°C (DB) / 24°C (WB) outdoor air temperature.

Heating Capacities are based on 20°C (DB) / 15°C (WB) indoor air temperature and 7°C (DB) / 6°C (WB) outdoor air temperature.

WxDxH = Width x Depth x Height

H = High speed

Delivering  
the ultimate  
comfort  
with the  
maximum  
flexibility





MULTI SPLIT SYSTEMS



## Inverter Multi Systems | 38VNM

### FEATURES

Carrier's multi system will deliver the ultimate cooling and heating comfort with the maximum flexibility.

DC Inverter Technology with Twin Rotary compressor and DC fan motor for quieter and economical operation.

One outdoor unit can serve up to 4 indoor units for all possible indoor combination.

Individual control of the indoor units.

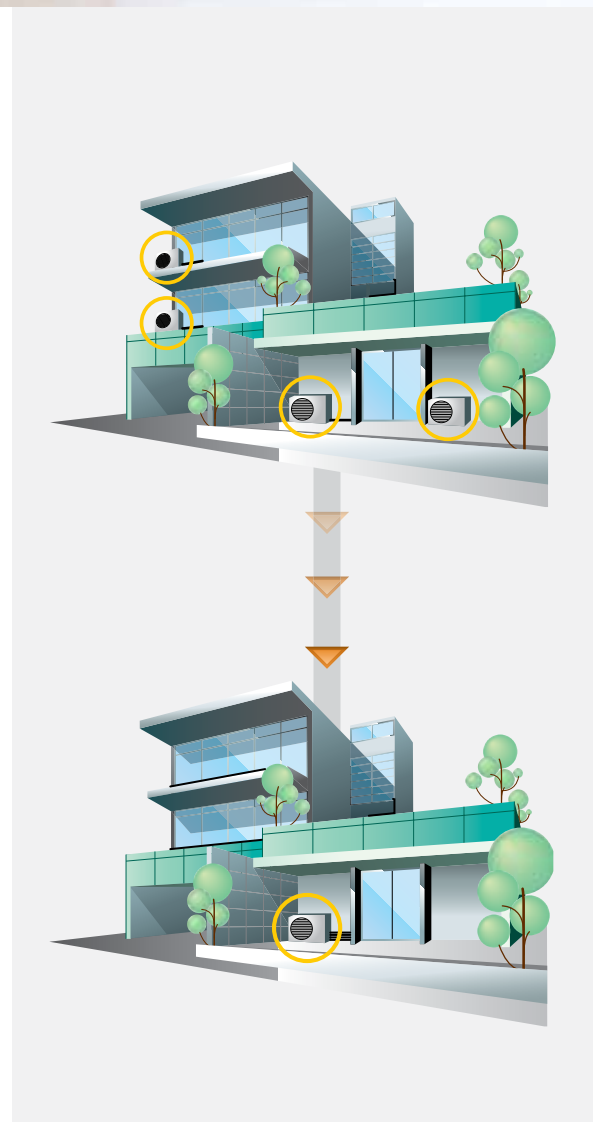
Light weight and compact.

Wide operation range.

Long piping design for wide choice of installation sites.

Intelligent anti-cold-air function.

Low ambient operation kit.



Indoor unit combination		38VNM218713		38VNM327713			38VNM436713			
		Single (1)	Double (2)	Single (1)	Double (2)	Triple (3)	Single (1)	Double (2)	Triple (3)	Quadruple (4)
<b>Cooling</b>										
Capacity	kW	2,05-5,70	5,27	2,05-5,70	4,10-7,62	7,91	2,05-5,27	4,10-7,62	6,15-10,54	10,54
Power input	kW	6,50-16,00	16,00	7,50-17,00	14,00-23,50	24,70	12,50-17,00	16,50-23,20	21,50-35,20	32,80
Rated current	A	2,8-7,0	7,0	3,3-7,4	6,1-10,2	10,8	5,4-7,4	7,2-10,1	9,3-15,3	14,3
EER	W/W	/	3,29	/	/	3,21	/	/	/	3,22
SEER	W/W	5,6		6,0			5,1			
Energy efficiency class		A+		A+			A			
<b>Heating</b>										
Capacity	kW	2,34-5,86	6,15	2,34-5,86	4,69-8,49	8,79	2,34-5,86	4,69-8,49	7,03-11,72	12,01
Power input	kW	6,20-16,80	17,00	7,20-17,50	15,20-22,50	23,80	15,70-24,40	20,50-33,40	28,8-35,40	33,3
Rated current	A	2,7-7,3	7,4	3,2-7,7	6,6-9,8	10,3	6,8-10,6	8,9-14,5	12,5-15,4	14,5
COP	W/W	/	3,62	/	/	3,69	/	/	/	3,61
SCOP (Average)	W/W	3,8		3,8			3,8			
Energy efficiency class (Average)		A		A			A			
Max. input current	A	14,5		16,5			21,5			
Compressor type		Twin rotary		Twin rotary			Twin rotary			
Air flow (H)	m3/h	2500		3500			5500			
Sound pressure level (H)	dB(A)	61		61			64			
Sound power level (H)	dB(A)	63		67			67			
Dimensions (WxDxH)	mm	845x320x700		900x315x860			990x345x965			
Net weight	kg	48		62			78			
Flare connections (Liquid side - Gas side)	inch	2 x (1/4-3/8)		3 x (1/4-3/8)			4 x (1/4-3/8)			
Max.piping length for all rooms	m	30		45			60			
Max. piping length for one indoor unit	m	20		25			30			
Max. piping height difference between indoor and outdoor unit (OU higher than IU)	m	10		10			10			
Max. piping height difference between indoor and outdoor unit (OU lower than IU)	m	15		15			15			
Max. piping height difference between indoor units	m	10		10			10			
Ambient temperature (Cooling/Heating)	°C	-15-50/-15-24		-15-50/-15-24			-15-50/-15-24			
Power supply	V-Ph-Hz	220/240-1-50		220/240-1-50			220/240-1-50			

Note: The values given in the table for the noise level reflect the levels in hemi-anechoic rooms.

WxDxH = Width x Depth x Height

H = High speed



HIWALL



Model		42HVF-09	42HVF-12	42HVF-18
<b>Cooling</b>				
Capacity	kW	2,64	3,51	4,98
Power input	kW	4,8	2,4	3,4
Rated current	A	0,21	0,11	0,14
<b>Heating</b>				
Capacity	kW	2,93	3,81	5,57
Power input	kW	4,8	2,4	3,4
Rated current	A	0,21	0,11	0,14
Air flow (H/M/L)	m <sup>3</sup> /h	620/540/440	630/550/430	730/480/400
Sound pressure level (H/M/L)	dB(A)	41/38/31	43/40/31	41/33/31
Sound power level (H)	dB(A)	53	54	57
DimensionS (WxDxH)	mm	800x188x275	800x188x275	940x205x275
Net weight	Kg	7	7	9
Flare connections (Liquid side - Gas side)	inch	1/4-3/8	1/4-3/8	1/4-1/2
Operation temperature	°C	17~30	17~30	17~30
Power supply	Ph-V-Hz	220/240-1-50	220/240-1-50	220/240-1-50

CASSETTE



Model		42CVS-09	42CVS-12	42CVS-18
<b>Cooling</b>				
Capacity	kW	2,64	3,51	5,27
Power input	kW	4,0	4,0	10,2
Rated current	A	0,18	0,18	0,44
<b>Heating</b>				
Capacity	kW	2,93	3,81	5,27
Power input	kW	4,0	4,0	10,2
Rated current	A	0,18	0,18	0,44
Indoor air flow (H/M/L)	m <sup>3</sup> /h	680/580/520	800/710/560	800/710/560
Sound pressure level (H/M/L)	dB(A)	46/41/36	47/43/39	47/43/39
Sound power level (H)	dB(A)	53	54	54
Body dimension (WxDxH)	mm	570x570x260	570x570x260	570x570x260
Panel dimension (WxDxH)	mm	647x647x50	647x647x50	647x647x50
Net weight(body/panel)	kg	16/2,5	16/2,5	18/2,5
Flare connections (Liquid side- Gas side)	inch	1/4-3/8	1/4-3/8	1/4-1/2
Operation temperature	°C	17-30	17-30	17-30
Power supply	V-Ph-Hz	220/240-1-50	220/240-1-50	220/240-1-50

DUCTED



Model		42SVM-09	42SVM-12	42SVM-18
<b>Cooling</b>				
Capacity	kW	2,64	3,51	5,27
Power input	kW	3,0	4,0	10,7
Rated current	A	0,13	0,17	0,48
<b>Heating</b>				
Capacity	kW	2,93	3,51	5,86
Power input	kW	3,0	4,0	10,7
Rated current	A	0,13	0,17	0,48
Air flow (H/M/L)	m <sup>3</sup> /h	720/600/540	800/610/520	1400/1100/1000
External static pressure (H)	Pa	40	40	70
Sound pressure level (H/M/L)	dB(A)	41/37/34	42/38/34	46/42/40
Sound power level (H)	dB(A)	55	57	59
Dimensions (WxDxH)	mm	700x635x210	700x635x210	920x635x210
Net weight	kg	20	18	23
Flare connections (Liquid side- Gas side)	inch	1/4-3/8	1/4-3/8	1/4-1/2
Operation temperature	°C	17-30	17-30	17-30
Power supply	V-Ph-Hz	220/240-1-50	220/240-1-50	220/240-1-50

H/M/L = High/Medium/Low speed  
 WxDxH = Width x Depth x Height

38VNM218713	Combination		Nominal Capacity (kW)		
	A	B	Total	A	B
1 unit	9	-	2,64	2,64	-
	12	-	3,51	3,51	-
	18	-	5,27	5,27	-
2 units	9	9	5,27	2,64	2,64
	9	12	5,27	2,26	3,01
	9	18	5,27	1,76	3,51
	12	12	5,27	2,64	2,64

38VNM327713	Combination			Nominal Capacity (kW)			
	A	B	C	Total	A	B	C
1 unit	9	-	-	2,64	2,64	-	-
	12	-	-	3,51	3,51	-	-
	18	-	-	5,27	5,27	-	-
2 units	9	9	-	5,27	2,64	2,64	-
	9	12	-	6,15	2,64	3,51	-
	9	18	-	7,91	2,64	5,27	-
	12	12	-	7,03	3,51	3,51	-
	12	18	-	6,15	3,16	4,75	-
3 units	9	9	9	7,91	2,64	2,64	2,64
	9	9	12	7,91	2,37	2,37	3,16
	9	12	12	7,91	2,16	2,88	2,88

38VNM327713	Combination				Nominal Capacity (kW)				
	A	B	C	D	Total	A	B	C	D
1 unit	9	-	-	-	2,64	2,64	-	-	-
	12	-	-	-	3,51	3,51	-	-	-
	18	-	-	-	5,27	5,27	-	-	-
2 units	9	9	-	-	5,27	2,64	2,64	-	-
	9	12	-	-	6,15	2,64	3,51	-	-
	9	18	-	-	7,91	2,64	5,27	-	-
	12	12	-	-	7,03	3,51	3,51	-	-
	12	18	-	-	7,91	3,16	4,75	-	-
3 units	9	9	9	-	7,91	2,64	2,64	2,64	-
	9	9	12	-	7,91	2,37	2,37	3,16	-
	9	12	12	-	7,91	2,16	2,88	2,88	-
4 units	9	9	9	9	10,54	2,64	2,64	2,64	2,64
	9	9	9	12	10,54	2,43	2,43	2,43	3,24
	9	9	9	18	10,54	2,11	2,11	2,11	4,22
	9	9	12	12	10,54	2,26	2,26	3,01	3,01
	9	9	12	18	10,54	1,98	1,98	2,64	3,95
	9	12	12	12	10,54	2,11	2,81	2,81	2,81
	9	12	12	18	10,54	1,86	2,48	2,48	3,72
12	12	12	12	10,54	2,64	2,64	2,64	2,64	



**Setting  
the standard  
for performance,  
energy efficiency  
and sustainability**



LIGHT COMMERCIAL



## Inverter Console | 42FTV/38VN

### FEATURES

The new Carrier console has been designed not only to be slim and stylish but also to give high performance.

All units can be mounted on walls or under the ceiling.

3D motorised louvers allow air distribution direction according to individual preferences.

The state of the art fans and the advanced slimline coil make the console a very quiet unit.

Easy access to all internal components by removing the grille.

Choice of wired (optional) or wireless controls (standard).



### UNITS

#### REMOTE CONTROL



# TECHNICAL SPECIFICATIONS

Model IDU		42FTV2181001231	42FTV2241001231	42FTV2361001231	42FTV2481001931	42FTV2601001931
Model CDU		38VN2181123A	38VN2241123A	38VN2361123A	38VN2481193A	38VN2601193A
Size		18K	24K	36K(1Ph)	48K(3Ph)	60K(3Ph)
Nominal cooling capacity (Min-Max)	kW	5,3 (2,5~6,0)	7,1 (3,4~8,6)	10,5 (5,3~12,0)	12,1 (7,0~14,0)	14 (8,0~16,0)
EER					3,01	2,61
SEER	W/W	5,31	6,31	5,41		
Energy efficiency class		A	A++	A	B	D
Nominal heating capacity (Min-Max)	kW	5,3 (2,7~6,4)	7,6 (4,4~10,2)	10,5 (5,7~14)	12,1(8,0~16,0)	14,0 (9,0~20,0)
COP		-	-	-	3,61	3,41
SCOP (Average)	W/W	3,91	3,81	3,81	-	-
Energy efficiency class (Average)		A	A	A	A	B
<b>Indoor unit</b>						
Rated input	W	75	180	180	200	200
Sound pressure level (H)	dB(A)	43	53	55	57	57
Sound power level (H)	dB(A)	60	63	65	-	-
Air flow (H/M/L)	m <sup>3</sup> /h	900/750/600	1300/1100/950	1850/1650/1450	2300/1900/1700	2300/1900/1700
Dimensions (WxDxH)	mm	1068x675x235	1068x675x235	1650x675x235	1650x675x235	1650x675x235
Net weight	kg	25	25	40	40	40
<b>Outdoor unit</b>						
Rated input	W	2200	2900	5100	7200	7500
Sound pressure level (H)	dB(A)	61	64	65	63	64
Sound power level (H)	dB(A)	65	68	70	-	-
Air flow (H/M/L)	m <sup>3</sup> /h	2500	3500	5500	7200	7500
Dimensions (WxDxH)	mm	845x320x700	900x315x860	990x345x965	938x392x1369	938x392x1369
Net weight	kg	46	59	73	102	107
Refrigerant type		R410A	R410A	R410A	R410A	R410A
Flare connections (Liquid side - Gas side)	inch	1/4 - 1/2	3/8 - 5/8	3/8 - 5/8	3/8 - 5/8	3/8 - 5/8
Max. pipe length	m	30	50	65	65	65
Max. pipe height difference	m	20	25	30	30	30
Operating range (Cooling / Heating)	°C	-15~50 / -15~24	-15~50 / -15~24	-15~50 / -15~24	-15~50 / -15~24	-15~50 / -15~24
Power supply	V-Ph-Hz	220/240-1-50	220/240-1-50	220/240-1-50	380/415-3-50	380/415-3-50

Note:

Cooling Capacities are based on 27°C (DB) / 19°C (WB) indoor air temperature and 35°C (DB) / 24°C (WB) outdoor air temperature.

Heating Capacities are based on 20°C (DB) / 15°C (WB) indoor air temperature and 7°C (DB) / 6°C (WB) outdoor air temperature.

H/M/L = High/Medium/Low speed

WxDxH = Width x Depth x Height



## Inverter 4-Way Cassette | 42TSV/38VN

### FEATURES

The ideal solution for any commercial application as it combines optimized comfort with high energy efficiency.

Compact design.

Allows 360° airflow for optimum air distribution in the room.

Standard dimensions compatible with all suspended ceiling systems.

Fresh air intake and additional outlet grille that allows the air conditioning of an adjoining room.

Fresh air inlet for constant air renewal.

Easy accessibility to the key components on the unit simply by opening the grille or removing the front panel.

Built in Drain Pump that can lift the condensate water up to 750mm.

Choice of wired (optional) or wireless controls (standard).



### UNITS

### REMOTE CONTROL



# TECHNICAL SPECIFICATIONS

Model IDU		42TSV2181001231	42TSV2241001231	42TSV2361001231	42TSV2481001931	42TSV2601001931
Model CDU		38VN2181123A	38VN2241123A	38VN2361123A	38VN2481193A	38VN2601193A
Size		18K	24K	36K(1Ph)	48K(3Ph)	60K(3Ph)
Nominal cooling capacity (Min-Max)	W	5,3 (2,5~6,0)	7,1 (3,4~8,6)	10,5 (5,3~12,0)	12,1 (7,0~14,0)	14,0 (8,0~16,0)
EER					3,01	2,61
SEER	W/W	5,31	6,31	5,41	-	-
Energy efficiency class		A	A++	A	B	D
Nominal heating capacity (Min-Max)	kW	5,3 (2,7~6,4)	7,6 (4,4~10,2)	10,5 (5,7~14)	12,1 (8,0~16,0)	14,0 (9,0~20,0)
COP					3,61	3,41
SCOP (Average)	W/W	3,91	3,81	3,81	-	-
Energy efficiency class (Average)		A	A	A	A	B
<b>Indoor unit</b>						
Rated input	W	120	180	180	250	250
Sound pressure level (H)	dB(A)	49	50	53	54	54
Sound power level (H)	dB(A)	59	62	64	-	-
Air flow (H/M/L)	m <sup>3</sup> /h	1250/950/800	1250/1050/900	1950/1650/1400	2200/1800/1600	2200/1800/1600
Unit dimensions (WxDxH)	mm	840x840x205	840x840x245	840x840x245	840x840x287	840x840x287
Panel dimensions (WxDxH)	mm	950x950x55	950x950x55	950x950x55	950x950x55	950x950x55
Net weight (Unit/Panel)	kg	22/5	24/5	26.5/5	29/5	29/5
<b>Outdoor unit</b>						
Rated input	W	2200	2900	5100	7200	7500
Sound pressure level (H)	dB(A)	61	64	65	63	64
Sound power level (H)	dB(A)	65	68	70	-	-
Air flow (H/M/L)	m <sup>3</sup> /h	2500	3500	5500	7200	7500
Dimension (WxDxH)	mm	845x320x700	900x315x860	990x345x965	938x392x1369	938x392x1369
Net weight	kg	46	59	73	102	107
Refrigerant type		R410A	R410A	R410A	R410A	R410A
Flare connections (Liquid side - Gas side)	inch	1/4 - 1/2	3/8 - 5/8	3/8 - 5/8	3/8 - 5/8	3/8 - 5/8
Max. pipe length	m	30	50	65	65	65
Max. pipe height difference	m	20	25	30	30	30
Operating range (Cooling/Heating)	°C	-15~50 / -15~24	-15~50 / -15~24	-15~50 / -15~24	-15~50 / -15~24	-15~50 / -15~24
Power supply	V-Ph-Hz	220/240-1-50	220/240-1-50	220/240-1-50	380/415-3-50	380/415-3-50


**Note:**

Cooling Capacities are based on 27°C (DB) / 19°C (WB) indoor air temperature and 35°C (DB) / 24°C (WB) outdoor air temperature.

Heating Capacities are based on 20°C (DB) / 15°C (WB) indoor air temperature and 7°C (DB) / 6°C (WB) outdoor air temperature.

H/M/L = High/Medium/Low speed

WxDxH = Width x Depth x Height



## Inverter Ducted | 42SMV/38VN

### FEATURES

The Carrier Inverter Ducted units offer high performance both in terms of comfort and energy efficiency. Compact and versatile is the ideal choice for new or refurbished buildings.

Slim line profile that allows installation in applications with low available height.

Reliable and durable unit thanks to high efficient DC rotary inverter driven compressor.

Easy installation and maintenance as all components can be accessed by removing the grille.

Equipped with fresh air intake.

Choice of wired (optional) or wireless controls (standard).



### UNITS

### REMOTE CONTROL



# TECHNICAL SPECIFICATIONS

Model IDU		42SMV2181001231	42SMV2241001231	42SMV2361001231	42SMV2481001931	42SMV2601001931
Model CDU		38VN2181123A	38VN2241123A	38VN2361123A	38VN2481193A	38VN2601193A
Size		18K	24K	36K(1Ph)	48K(3Ph)	60K(3Ph)
Nominal cooling capacity (Min-Max)	kW	5,3 (2,5~6,0)	7,1 (3,4~8,6)	10,5 (5,3~12,0)	12,1 (7,0~14,0)	14,0 (8,0~16,0)
EER	W/W				3,01	2,61
SEER	W/W	5,31	,31	5,41	-	-
Energy efficiency class		A	A++	A	B	D
Nominal heating capacity (Min-Max)	kW	5,3 (2,7~6,4)	7,6 (4,4~10,2)	10,5 (5,7~14)	12,1 (8,0~16,0)	14,0 (9,0~20,0)
COP	W/W				3,61	3,41
SCOP (Average)	W/W	3,91	3,81	3,81	-	-
Energy efficiency class (Average)		A	A	A	A	B
<b>Indoor unit</b>						
Rated input	W	160	200	230	250	250
External static pressure (Max)	Pa	70	70	80	100	100
Sound pressure level (H)	dB(A)	46	43	51	46	46
Sound power level (H)	dB(A)	59	63	63	-	-
Air flow (H/M/L)	m³/h	850/700/550	1150/1000/850	1850/1550/1200	3010/2410/1900	3010/2410/1900
Dimensions (WxDxH)	mm	920x635x270	920x635x270	1200x865x300	1200x865x300	1200x865x300
Net weight	kg	28	28	44	44	44
<b>Outdoor unit</b>						
Rated input	W	2200	2900	5100	7200	7500
Sound pressure level (H)	dB(A)	61	64	65	63	64
Sound power level (H)	dB(A)	65	68	70	-	-
Air flow (H/M/L)	m³/h	2500	3500	5500	7200	7500
Dimensions (WxDxH)	mm	845x320x700	900x315x860	990x345x965	938x392x1369	938x392x1369
Net weight	kg	46	59	73	102	107
Refrigerant type		R410A	R410A	R410A	R410A	R410A
Flare connections (Liquid side - Gas side)	inch	1/4 - 1/2	3/8 - 5/8	3/8 - 5/8	3/8 - 5/8	3/8 - 5/8
Max. pipe length	m	30	50	65	65	65
Max. pipe height difference	m	20	25	30	30	30
Operating range (Cooling / Heating)	°C	-15~50 / -15~24	-15~50 / -15~24	-15~50 / -15~24	-15~50 / -15~24	-15~50 / -15~24
Power supply	V-Ph-Hz	220/240-1-50	220/240-1-50	220/240-1-50	380/415-3-50	380/415-3-50


Note:

Cooling Capacities are based on 27°C (DB) / 19°C (WB) indoor air temperature and 35°C (DB) / 24°C (WB) outdoor air temperature.

Heating Capacities are based on 20°C (DB) / 15°C (WB) indoor air temperature and 7°C (DB) / 6°C (WB) outdoor air temperature.

H/M/L = High/Medium/Low speed

WxDxH = Width x Depth x Height



Inverter Free Standing | 42FSV/38VN

## FEATURES

The ideal solution for shops as it offers optimum air distribution and increases air throw distance. The unit combines elegant appearance and ultimate comfort with efficiency and quiet operation.

Modern and attractive aesthetic with compact dimensions and light weight that fits any interior design.

Smart LCD display shows control functions and error code in case of a malfunction.

Quiet unit with low sound levels.

Efficient air management system that allows maximum air flow with minimum turbulence for minimum air resistance, smooth airflow and efficient operation.

Efficient and washable filters for clean and healthy air.

Turbo function to maximize the output capacity in order to reach the desired temperature quickly.

Programmable timer for energy savings.

Auto restart in cases of power failure that allows the unit to operate again according to the previous operation settings.

Smart self – diagnostic function and refrigerant leak detection that allows easy and fast maintenance.

Independent dehumidification mode.

Auto mode which changes the operation mode and capacity output automatically according to temperature difference between room and set temperature.

Easy installation, service and maintenance.



UNIT

# TECHNICAL SPECIFICATIONS

Model IDU		42FSV2481001931	42FSV2601001931
Model CDU		38VN2481193A	38VN2601193A
Size		48K(3Ph)	60K(3Ph)
Nominal cooling capacity (Min-Max)	kW	13,8 (7,0~16,0)	16,0 (8,0~18,0)
EER		2,75	2,45
Nominal heating capacity (Min-Max)	kW	16,5 (8,0~18,0)	18,0 (9,0~20,0)
COP		3,15	3,05
<b>Indoor unit</b>			
Rated input	W	335+3800	350+3800
Dimensions (WxDxH)	mm	610x390x1925	610x390x1925
Net weight	kg	69,3	69,6
<b>Outdoor unit</b>			
Rated input	W	7200	7500
Dimensions (WxDxH)	mm	938x392x1369	938x392x1369
Net weight	kg	102	107
Refrigerant type		R410A	R410A
Flare connections (Liquid side - Gas side )	inch	3/8 - 5/8	3/8 - 5/8
Max. pipe length	m	65	65
Max. pipe height difference	m	30	30
Operating range (Cooling / Heating)	°C	-15~50 / -15~24	-15~50 / -15~24
Power supply	V-Ph-Hz	380/415-3-50	380/415-3-50

Note:

Cooling Capacities are based on 27°C (DB) / 19°C (WB) indoor air temperature and 35°C (DB) / 24°C (WB) outdoor air temperature.

Heating Capacities are based on 20°C (DB) / 15°C (WB) indoor air temperature and 7°C (DB) / 6°C (WB) outdoor air temperature.

WxDxH = Width x Depth x Height



**Encased Indoor Fan Coils | FX4CS Series / 38EYX**

Encased indoor fan coils, complete with direct - expansion indoor coil suitable for light commercial application.

**Outdoor**

Operating ambient temperature for cooling mode 13°C ~ 52°C / heating mode -34°C ~ 19°C.  
CE certified.

Weather protected cabinet with pre-painted galvanized sheet metal.

Modified Polymer Coating on the coil.

1000 Hr Salt spray as per ASTM B117 test.

Narrow spaced grille for improved coil protection.

Equipped with High & Low pressure switches.

One access panel to access electrical controls, fan motor, compressor & condenser coil.

Discharge muffler to minimize low frequency sound and pressure pulsation generated by compressor discharge gas.

Factory supplied filter drier.

Compressor Sound Hood for noise attenuation.

**Indoor**

Install up flow, horizontal, or down flow.

Grooved copper tubes.

Easy access to filters for cleaning.

Prepainted galvanized sheet metal.

Solid state interlock control board.

Lanced sine wave aluminum fins.



**INDOOR UNIT**

**OUTDOOR UNIT**



# TECHNICAL SPECIFICATIONS

Model IDU		FX4CSX048000	FX4CSX060000
Model CDU		38EYX048-X-9	38EYX060-X-9
Cooling capacity	KW	13,66	16,73
Power input	W	4360	5870
E.E.R.	W/W	3,13	2,85
Heating capacity	KW	14,48	17,07
Power input	W	3820	5040
COP	W/W	3,79	3,39
Compressor type		Scroll	Scroll
<b>Indoor unit</b>			
Air flow (H)	l/s	750	825
Sound pressure level (H)	dB(A)	77	80
Dimensions (HxWxD)	mm	1261 x 537 x 560	1357 x 537 x 560
Weight	kg	72	80
<b>Outdoor unit</b>			
Dimensions (HxWxD)	mm	1015 x 762 x 762	862 x 762 x 762
Weight	kg	99,3	111,6
Flare connections (Liquid side - Gas side )	inch	3/8 - 7/8	3/8 - 7/8
Max. pipe length	m	50	50
Max. pipe height difference	m	45	45
Power supply	Ph-V-HZ	400-3-50	400-3-50

Note:

Cooling Capacities are based on 27°C (DB) / 19°C (WB) indoor air temperature and 35°C (DB) / 24°C (WB) outdoor air temperature.

Heating Capacities are based on 20°C (DB) / 15°C (WB) indoor air temperature and 7°C (DB) / 6°C (WB) outdoor air temperature.

WxDxH = Width x Depth x Height

H = High speed



**Solutions  
in air-conditioning,  
building controls  
and energy savings**



VRF SYSTEMS



**XPower**

## FEATURES

Carrier proudly introduces the X-Power VRF system with a flexible design to suit in a variety of applications.

High efficiency in cooling and heating.

Wide range of operation.

Any single unit can be set as the master unit in a multiple system when the master unit fails in the system to keep operating.

Intelligent soft start technology.

Quick warm-up & cool-down design.

Night time silent operation mode.









Long piping length.



UNITS

# INDOOR UNITS LINEUP

Indoor Units Cassette - VRF DC Inverter			
	40VX006H11200010	2,2	2,4
	40VX009H11200010	2,8	3,2
	40VX012H11200010	3,6	4,0
	40VX018H11200010	4,5	5,0
	42VF00A00	Panel for compact 4 way cassette	
	40VK009H11200010	2,8	3,2
	40VK012H11200010	3,6	4,0
	40VK018H11200010	4,5	5,0
	40VK024H11200010	5,6	6,3
	40VK028H11200010	7,1	8,0
	40VK032H11200010	8,0	9,0
	40VK036H11200010	9,0	10,0
	40VK040H11200010	10,0	11,0
	40VK048H11200010	11,2	12,5
	40VK056H11200010	14,0	15,0
	40VZ009H11200010	2,8	3,2
	40VZ012H11200010	3,6	4,0
	40VZ018H11200010	4,5	5,0
	40VZ024H11200010	5,6	6,3
	40VZ00A00	Panel for 1 way cassette(2.8-3.6kw)	
	40VZ00A01	Panel for 1 way cassette(4.5-5.6kw)	
	40VT006H10200010	2,2	2,6
	40VT009H10200010	2,8	3,2
	40VT012H10200010	3,6	4,0
	40VT018H10200010	4,5	5,0
	40VT024H10200010	5,6	6,3
	40VT028H10200010	7,1	8,0
	40VT00A00	Panel for 2 way cassette	
Indoor Units Ducted - VRF DC Inverter			
	42VD005H112002010	1,8	2,2
	42VD006H112002010	2,2	2,6
	42VD009H112002010	2,8	3,2
	42VD012H112002010	3,6	4,0
	42VD018H112002010	4,5	5,0
	42VD024H112002010	5,6	6,3
	42VD005H112002011	1,8	2,2
	42VD006H112002011	2,2	2,6
	42VD009H112002011	2,8	3,2
	42VD012H112002011	3,6	4,0
	42VD018H112002011	4,5	5,0
	42VD024H112002011	5,6	6,3
	42VD028H112002011	7,1	8,0
	42VD005H112013011	1,8	2,2
	42VD006H112013011	2,2	2,6
	42VD009H112013011	2,8	3,2
	42VD012H112013011	3,6	4,0
	42VD018H112013011	4,5	5,0
	42VD024H112013011	5,6	6,3
	42VD028H112013011	7,1	8,0
	42VD006H112003010	2,2	2,4
	42VD009H112003010	2,8	3,2
	42VD012H112003010	3,6	4,0
	42VD018H112003010	4,5	5,0
	42VD024H112003010	5,6	6,3
	42VD028H112003010	7,1	8,0
	42VD032H112003010	8,0	9,0
	42VD036H112003010	9,0	10,0
	42VD040H112003010	10,0	11,0
	42VD048H112003010	11,2	12,5
	42VD052H112003010	12,5	13,5
	42VD054H112003010	14,0	15,5

	42VD028H112011010	7,1	8,0	
	42VD032H112011010	8,0	9,0	
	42VD036H112011010	9,0	10,0	
	42VD048H112011010	11,2	12,5	
	42VD054H112011010	14,0	16,0	
	42VD055H112011010	16,0	18,0	
	42VD056H112011010	20,0	22,5	
	42VD058H112011010	25,0	26,0	
	42VD060H112011010	28,0	31,5	
	42VD052H112211010	12,5	10,5	
	42VD054H112211010	14,0	12,0	
	42VD056H112211010	20,0	18,0	
	42VD058H112211010	25,0	20,0	
	42VD060H112211010	28,0	22,0	
	42VS006H112003010	2,2	2,4	
	42VS009H112003010	2,8	3,2	
	42VS012H112003010	3,6	4,0	
	42VS018H112003010	4,5	5,0	
	42VS024H112003010	5,6	6,3	
	42VS028H112003010	7,1	8,0	
42VS032H112003010	8,0	9,0		
Indoor Units Hi Wall - VRF DC Inverter				
	42VH006H112000101	2,2	2,4	
	42VH009H112000101	2,8	3,1	
	42VH012H112000101	3,6	4,0	
	42VH018H112000101	4,5	5,0	
	42VH024H112000101	5,6	6,0	
	42VH028H112000102	7,1	8,0	
	42VH032H112000102	8,0	9,0	
	42VH036H112000102	9,0	10,0	
	Indoor Units Floor / Under - Ceiling & Console & Floor Standing - VRF DC Inverter			
	42VF012H112000010	3,6	4,0	
	42VF018H112000010	4,5	5,0	
	42VF024H112000010	5,6	6,3	
	42VF028H112000010	7,1	8,0	
	42VF032H112000010	8,0	9,0	
	42VF036H112000010	9,0	10,0	
	42VF048H112000010	11,2	12,5	
	42VF054H112000010	14,0	15,5	
		42VC006H112000010	2,2	2,6
		42VC009H112000010	2,8	3,2
42VC012H112000010		3,6	4,0	
42VC018H112000010		4,5	5,0	
Indoor Units Exposed Floor Standing (front air inlet & bottom air inlet)				
	42VS006H112002010	2,2	2,4	
	42VS009H112002010	2,8	3,2	
	42VS012H112002010	3,6	4,0	
	42VS018H112002010	4,5	5,0	
	42VS024H112002010	5,6	6,3	
	42VS028H112002010	7,1	8,0	
	42VS032H112002010	8,0	9,0	
	42VS006H112001010	2,2	2,4	
	42VS009H112001010	2,8	3,2	
	42VS012H112001010	3,6	4,0	
	42VS018H112001010	4,5	5,0	
	42VS024H112001010	5,6	6,3	
	42VS028H112001010	7,1	8,0	
	42VS032H112001010	8,0	9,0	



United Technologies  
turn to the experts

# TECHNICAL SPECIFICATIONS - OUTDOOR UNITS

X-Power FULL DC Inverter Super S Series		38VF008H119010	38VF010H119010	38VF012H119010	38VF014H119010	38VF016H119010	38VF018H119010
<b>Cooling</b>							
Capacity	kW	25,2	28,0	33,5	40,0	45,0	50,0
Power input	kW	5,88	7,05	8,80	11,30	13,20	14,80
EER	W/W	4,29	3,97	3,81	3,54	3,40	3,38
<b>Heating</b>							
Capacity	kW	27,0	31,5	37,5	45,0	50,0	56,0
Power input	kW	6,15	7,55	9,00	11,20	12,80	14,40
COP	W/W	4,39	4,17	4,17	4,02	3,91	3,89
Compressor quantities		1	1	1+1	1+1	1+1	1+1
Compressor type		DC Inverter	DC Inverter	DC Inverter	DC Inverter	DC Inverter	DC Inverter
Sound pressure level (H)	dB(A)	57	57	59	61	62	62
Connectable indoor units (max)		13	16	20	23	26	29
Dimensions (WxHxD)	mm	960x1615x765	960x1615x765	1250x1615x765	1250x1615x765	1250x1615x765	1250x1615x765
Net weight	kg	212	212	288	288	288	310
Refrigerant		R-410A	R-410A	R-410A	R-410A	R-410A	R-410A
Flare connections(Liquid side - Gas side)	mm	12,7 - 25,4	12,7 - 25,4	15,9 - 31,8	15,9 - 31,8	15,9 - 31,8	19,1 - 31,8
Power supply	V-Ph-Hz	380/415-3-50	380/415-3-50	380/415-3-50	380/415-3-50	380/415-3-50	380/415-3-50

Note:

H= High speed | WxHxD= WidthxHeightxDepth

X-Power FULL DC Inverter Super R Series		38VR008H119010	38VR010H119010	38VR012H119010	38VR014H119010	38VR016H119010
<b>Cooling</b>						
Capacity	kW	25,2	28,0	33,5	40,0	45,0
Power input	kW	5,87	7,20	9,05	12,31	14,02
EER	W/W	4,29	3,89	3,70	3,25	3,21
<b>Heating</b>						
Capacity	kW	27,0	31,5	37,5	45,0	50,0
Power input	kW	6,15	7,61	8,99	11,19	12,79
COP	W/W	4,39	4,14	4,17	4,02	3,91
Connectable indoor units (max)		13	16	16	16	20
Compressor quantities		1+1	1+1	1+1	1+2	1+2
Compressor type		DC Inverter+Fix speed	DC Inverter+Fix speed	DC Inverter+Fix speed	DC Inverter+Fix speedx2	DC Inverter+Fix speedx2
Air flow	m <sup>3</sup> /h	11700	11700	15600	15600	15600
Sound pressure level (H)	dB(A)	57	57	59	60	60
Dimensions (WxHxD)	mm	960x1615x765	960x1615x765	1250x1615x765	1250x1615x765	1250x1615x765
Net weight	kg	245	245	275	325	325
Refrigerant		R-410A	R-410A	R-410A	R-410A	R-410A
Flare connections(Liquid side - Gas side)	mm	12,7 - 25,4	12,7 - 25,4	15,9 - 31,8	15,9 - 31,8	15,9 - 31,8
Power supply	V-Ph-Hz	380/415-3-50	380/415-3-50	380/415-3-50	380/415-3-50	380/415-3-50

Note:

H= High speed | WxHxD= WidthxHeightxDepth

X-power DC Inverter Eco K Series		38VR008H1190K0	38VR010H1190K0	38VR012H1190K0	38VR014H1190K0	38VR016H1190K0	38VR018H1190K0
<b>Cooling</b>							
Capacity	kW	25,2	28,0	33,5	40,0	45,0	50,0
Power input	kW	5,88	7,20	9,05	12,30	14,00	15,70
EER	W/W	4,29	3,89	3,70	3,25	3,21	3,18
<b>Heating</b>							
Capacity	kW	27,0	31,5	37,5	45,0	50,0	56,0
Power input	kW	6,15	7,60	9,00	11,20	12,80	14,50
COP	W/W	4,39	4,14	4,17	4,02	3,91	3,86
Compressor quantities		1	1	1+1	1+1	1+1	1+1
Compressor type		DC Inverter	DC Inverter	DC Inverter+Fix speed	DC Inverter+Fix speed	DC Inverter+Fix speed	DC Inverter+Fix speed
Sound pressure level (H)	dB(A)	57	57	59	60	60	61
Connectable indoor units (max)		13	16	20	23	26	29
Dimensions (WxHxD)	mm	960x1615x765	960x1615x765	1250x1615x765	1250x1615x765	1250x1615x765	1250x1615x765
Net weight	kg	198	198	268	280	280	300
Refrigerant		R-410A	R-410A	R-410A	R-410A	R-410A	R-410A
Flare connections(Liquid side - Gas side)	mm	12,7 - 25,4	12,7 - 25,4	15,9 - 31,8	15,9 - 31,8	15,9 - 31,8	15,9 - 31,8
Power supply	V-Ph-Hz	380/415-3-50	380/415-3-50	380/415-3-50	380/415-3-50	380/415-3-50	380/415-3-50

Note:

H = High speed | WxHxD= WidthxHeightxDepth

X power FULL DC Inverter MINI H Series		38VR004H112010	38VR005H112010	38VR006H112010	38VR004H119010
<b>Cooling</b>					
Capacity	kW	12,0	14,0	15,5	12,0
Power input	kW	3,95	4,85	5,65	3,90
EER	W/W	3,04	2,89	2,74	3,08
<b>Heating</b>					
Capacity	kW	13,2	15,4	17,0	13,2
Power input	kW	3,55	4,35	5,50	3,75
COP	W/W	3,72	3,54	3,09	3,52
Compressor quantities		1	1	1	1
Compressor type		DC Inverter	DC Inverter	DC Inverter	DC Inverter
Sound pressure level (H)	dB(A)	58	57	57	57
Dimensions (WxHxD)	mm	900x1327x320	900x1327x320	900x1327x320	900x1327x320
Net weight	Kg	95	95	100	95
Flare connections (Liquid side - Gas side)	mm	9,52 - 15,9	9,52 - 15,9	9,52 - 15,9	9,52 - 15,9
Poer supply	V-Ph-Hz	220/240-1-50	220/240-1-50	220/240-1-50	380/415-3-50

Note:























WxHxD= WidthxHeightxDepth

X power FULL DC Inverter MINI H Series		38VR005H119010	38VR006H119010	38VR008H11901S	38VR010H11901S
<b>Cooling</b>					
Capacity	kW	14,0	15,5	22,4	26,0
Power input	kW	4,75	5,60	7,20	8,40
EER	W/W	2,95	2,77	3,11	3,10
<b>Heating</b>					
Capacity	kW	15,4	17,0	24,5	28,6
Power input	kW	4,55	5,40	6,70	7,90
COP	W/W	3,38	3,15	3,66	3,61
Compressor quantities		1	1	1	1
Compressor type		DC Inverter	DC Inverter	DC Inverter	DC Inverter
Sound pressure level (H)	dB(A)	57	57	59	60
Dimensions (WxHxD)	mm	900x1327x320	900x1327x320	1120x1558x400	1120x1558x400
Net weight	Kg	95	102	146,5	147
Flare connections (Liquid side - Gas side)	mm	9,52 - 15,9	9,52 - 15,9	9,52 - 19,1	9,52 - 22,2
Poer supply	V-Ph-Hz	380/415-3-50	380/415-3-50	380/415-3-50	380/415-3-50






Note:

WxHxD= WidthxHeightxDepth

# CONTROLS

Type	
<b>Individual Controller</b>  *6: Standard individual controller is WL-12-CM, other individual controller need to customise.	Remote controller    WL-12-CM      WL-14-CM
	Wired controller       WR-10-CM      WR-12-CM      WR-29B-CM      WR-90-CM      WR-120-CM
<b>Centralized Controller</b>	    CRF-10-CM      WCRF-10-CM      CRC-10-CM      CRF-30-CM
<b>BMS Gateway</b>	   BACNET Gateway      MODBUS Gateway      LONWORK Gateway
<b>Network Control Software &amp; Hardware</b>	  Ued for network control and power fee calculation.
<b>Accessories</b>	       Hotel card      Infra-red      NIM      ODU alarm module      AHU kit      Data converter      digital power meter

# ACCESSORIES

Model	Feature	Model name	Description
Branch joint for 410A outdoor unit		BJC-02-CM	For two outdoor units connection
		BJC-03-CM	For three outdoor units connection
		BJC-04-CM	For four outdoor units connection
Branch joint for R410A indoor unit		BJF-224-CM	$A^* < 16.6\text{kW}$
		BJF-330-CM	$16.6 \leq A^* < 33\text{kW}$
		BJF-710-CM	$33\text{kW} \leq A^* < 66\text{kW}$
		BJF-1344-CM	$66\text{kW} \leq A^* < 92\text{kW}$
		BJF-E1344-CM	$92\text{kW} \leq A^* < 150\text{kW}$
		BJF-E1500-CM	$150\text{kW} \leq A^*$
		BJF-QT4-CM	Indoor Branch Box 4ways (Mini VRF)
AHU KIT		AHU KZ - 01A AHU KZ - 02A AHU KZ - 03A	AHU Control Box

A\*:The total capacity of indoor units following this branch joint



## AHI Carrier South Eastern Europe Air – Conditioning SA



### Milestones

Dating back to 1952, Carrier was the first air-conditioning company in Greece. In 1996, Carrier Hellas Air-Conditioning S.A. was established as a subsidiary of Carrier Corporation with distribution and after sales services rights for Carrier, Toshiba & Totaline air-conditioning brands in Greece.

Simultaneously, Carrier expanded its distribution rights to the Balkan area with offices in Bulgaria (2004) and Romania (2008). In 2009, the company was renamed to Carrier South Eastern Europe Air - Conditioning S.A. signifying the distribution rights in Greece, Cyprus, the Balkans region. The first semester of 2011, Carrier entered into an agreement to transfer its HVAC distribution and after-sales support operations in Greece, Cyprus & the Balkans to its existing AHI Carrier FZC joint venture. The company was renamed to AHI Carrier South Eastern Europe Air - Conditioning S.A and continues to provide customers with high quality Carrier and Toshiba HVAC solutions, supported by dedicated after-sales service technicians and the Totaline parts and supply network. In 2013, the company took also the distribution rights for the Carrier RLC products in Central Europe.

### Company Culture

#### Mission

To be our customers' first choice for air-conditioning, heating and refrigeration solutions in our region.

#### Purpose

To create comfortable environment regardless of the climate by providing solutions that maintain exceptional indoor air quality.

#### Values

Quality and performance

Innovation

Employee development

Customer care

Business practices

Health and safety

## About AHI Carrier FZC

AHI is part of Darwish Bin Ahmed Group, U.A.E. founded in 1964. DBA Group is engaged in the following "core" business activities through a large, diversified investment and property portfolio, wholly owned companies, partnerships, agency agreements and joint ventures.

Civil Engineering

Real Estate & Hospitality

International Representation of Major Manufacturers

Business Investments

Joint Venture with Carrier Corporation

AHI Carrier formerly known as Air-conditioning & Heating International (AHI) became a Carrier Joint Venture Company on December 18th, 2008. The partnership between Carrier and AHI dates back to December 1997 when the first agreement was signed for distribution of Carrier products in Russia and all of CIS countries (12 countries).

In 1999, Carrier & Toshiba Air-conditioning entered into a Joint Venture and as a consequence the Toshiba range of air-conditioning products was added for distribution in AHI FZC territories.

Success came early and in 2000 Carrier rewarded us by expanding our distribution rights to East and Central Africa (15 countries).

Since the creation of "AHI Carrier" Joint Venture, more countries have been added to include Middle East, Central and South Eastern Europe, Australia, New Zealand and South Africa (42 countries).

AHI Carrier keeps a flexible and aggressive forward sales structure (sales offices & dealer network) and builds sales support functions in a centralized back office (Sharjah, U.A.E). The strategy focuses on economies of scale and allows AHI Carrier to quickly respond to opportunities in the sales area, parallelly building a competitive system of product specification and technical support, logistics coordination, finance & M.I.S.

The most critical factor contributing AHI's successful track record of profitable growth has been its commitment to service - and this commitment will become increasingly important in the future.

**THE LARGEST  
CARRIER JOINT  
VENTURE HVAC  
DISTRIBUTION  
COMPANY  
OUTSIDE USA**

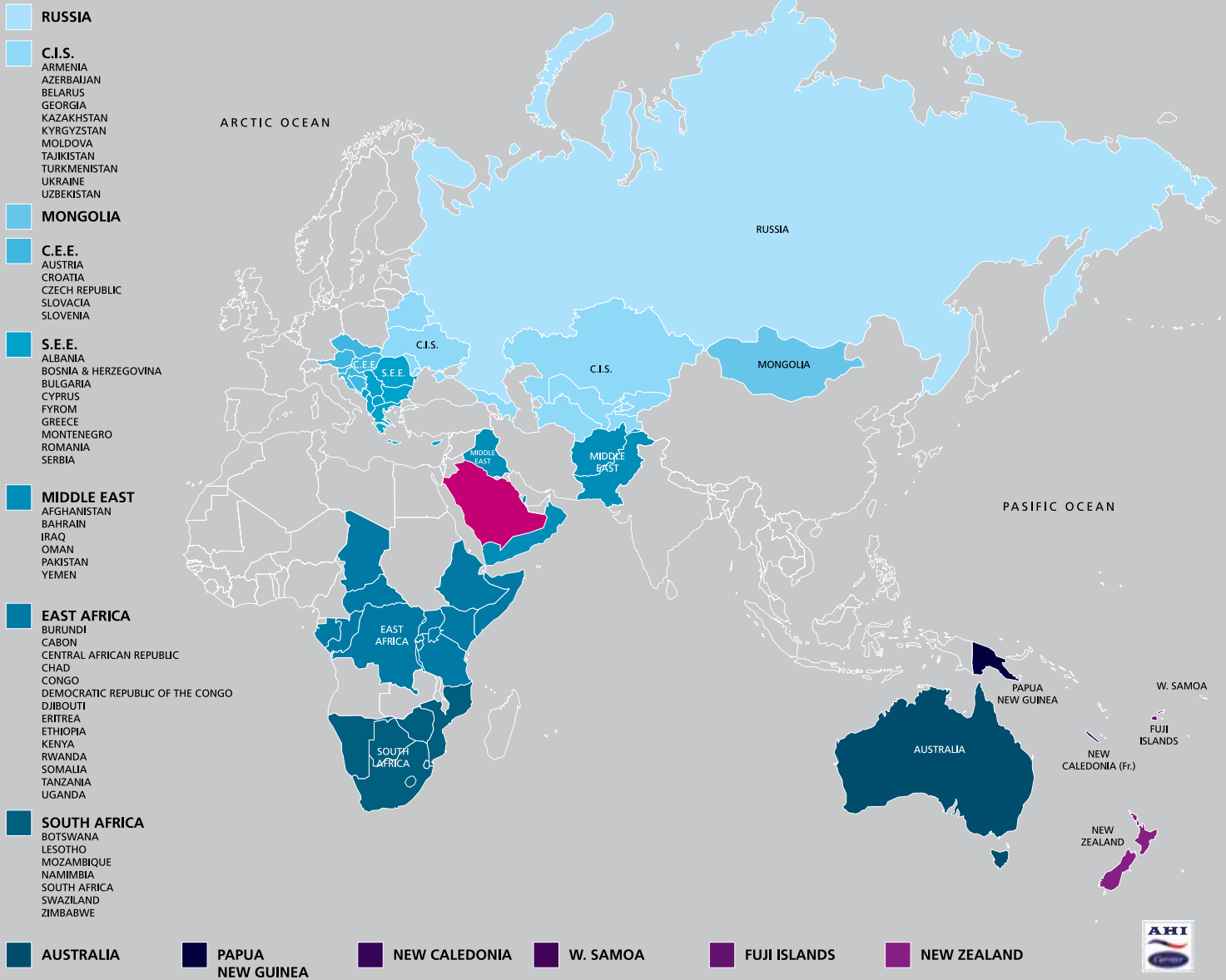


# AHI Carrier Fzc

## Business Territory Network

AHI Carrier Fzc Business Territory Network

Territories for **TOSHIBA** only (SAUDI ARABIA - UAE - KUWAIT - QATAR)











**AHI CARRIER SOUTH EASTERN EUROPE S.A.**

**Headquarters**

18, Kifissou Ave  
104 42 - Athens  
GREECE  
Tel.: +30 210 6796300  
Fax: +30 210 6796390

**Thessaloniki Branch**

5, Ag. Georgiou str., Cosmos Offices  
570 01 - Patriarhiko Pileas Thessaloniki  
GREECE  
Tel.: +30 231 3080430  
Fax: +30 231 3080435

**Bulgaria Branch**

25, Petar Dertliev blvd  
1324 - Sofia  
BULGARIA  
Tel.: +35 929 483960  
Fax: +35 929 483990

**Romania Branch**

270d, Turnu Magurele str. Sector 4  
Cavar center - Bucharest  
ROMANIA  
Tel.: +40 214 050751  
Fax: +40 214 050753